





Criteria of Excellence in Cooperative Extension

| | Land-Grant University Commitment to Extension | Relevance of Extension Program | Quality of Extension Programs | Outcomes & Impacts | Funding & External Support |
|---|--|---|---|---|---|
|  Teaching Learning | <ul style="list-style-type: none"> University recognizes Cooperative Extension teaching/program quality | <ul style="list-style-type: none"> Meeting client needs/access Proactive/Responsive Faculty Student engagement Volunteers as teachers | <ul style="list-style-type: none"> Systematic program development and evaluation process Research-based programming Learner-centered teaching Use of appropriate teaching methods including technology System for assessing quality teaching Collaborative programs | <ul style="list-style-type: none"> Knowledge/Attitude/Skills/ Aspirations (KASA) and behavioral change Students recruited/enrolled | |
|  Discovery Scholarship | <ul style="list-style-type: none"> University recognizes Cooperative Extension scholarship | <ul style="list-style-type: none"> Applied research to solve problems Local input helps shape research agenda | <ul style="list-style-type: none"> Best practices/exemplary programs Publications/reports Systematic documentation of program evaluation and curriculum development Participation in eXtension Integration across disciplines/university | <ul style="list-style-type: none"> Documenting program results through peer review | <ul style="list-style-type: none"> Grants and contracts for applied research, Cooperative Extension, and integrated research/Cooperative Extension efforts |
|  Engagement | <ul style="list-style-type: none"> University recognizes Cooperative Extension as major component of outreach/engagement | <ul style="list-style-type: none"> Use diverse stakeholder input to shape programs Demonstrated inclusiveness Community-student engagement Facilitates partnerships around issues Graduate/alumni engagement | <ul style="list-style-type: none"> Community/Cooperative Extension collaborative identification of goals/ problems Sustained partnerships Breadth and magnitude of public involvement Building social capital in communities Staff involved in professional service activities Cooperative Extension seen as credible | <ul style="list-style-type: none"> Economic impact Enhance public good (environmental and social impacts) Participatory evaluation Youth exposure to higher education opportunities Increased enrollment of Cooperative Extension clientele as students in land-grant institutions | <ul style="list-style-type: none"> Local support Program funds Economic value of volunteers |
|  Management | <ul style="list-style-type: none"> Financial support of Cooperative Extension in relation to university support Position within university structure Promotion/tenure status of Cooperative Extension personnel | <ul style="list-style-type: none"> Client satisfaction Publics advocate for Cooperative Extension Client diversity Value to limited resource audiences | <ul style="list-style-type: none"> Market share Quality and diversity of staff Sustainable programs Multi-state efficiencies | <ul style="list-style-type: none"> Return on investment Systems for accountability | <ul style="list-style-type: none"> Funding for Cooperative Extension Leveraging resources External funds generated Staff size Fee-based programs |

Color of text indicates rating by Extension Directors/Administrators, February 2006. (♦ red - most important, ■ Blue - next most important)