



## **2007 Leadership Advisory Board – Validation of Stakeholder Input Summary**

**Report developed by:**

**Chris Boleman, Assistant Professor & Extension Specialist**

**Kyle Merten, Extension Assistant**

**Courtney Dodd, Extension Program Specialist – Volunteerism**

**J. Rey Santos, Associate Extension Information Technologist**

## Table of Contents

| <b>Item</b>  | <b>Page</b> |
|--|-------------|
| Introduction.....  | 2           |
| Methods.....   | 2           |
| Results.....   | 2           |
| Base Program and Issue Source Analysis.....                        | 3           |
| Major Categories of Ongoing Programs and New Issues Combined ..... | 5           |
| <br>   |             |
| Ongoing Programs – Statewide Summary .....                         | 6           |
| East Region – Ongoing Programs.....                                | 7           |
| North Region – Ongoing Programs .....                              | 8           |
| South Region – Ongoing Programs .....                              | 9           |
| West Region – Ongoing Programs .....                               | 10          |
| <br>   |             |
| Statewide – Newly Identified Issues.....                           | 11          |
| East – Newly Identified Issues.....                                | 13          |
| North – Newly Identified Issues .....                              | 14          |
| South – Newly Identified Issues .....                              | 15          |
| West – Newly Identified Issues .....                               | 16          |
| <br>   |             |
| Statewide – Completed Program Efforts .....                        | 17          |
| East – Completed Program Efforts .....                             | 19          |
| North – Completed Program Efforts .....                            | 20          |
| South – Completed Program Efforts .....                            | 21          |
| West – Completed Program Efforts .....                             | 22          |

**Introduction.** In 2006, each county in Texas implemented Leadership Advisory Boards. These boards were developed to assist County Extension Programs in visioning and advocacy for the County Extension Program. Specifically, the visioning role of the Leadership Advisory Board is best defined as providing direction and focus to the county program by ensuring educational programs are reaching the needs of local audiences.

As a result, the Leadership Advisory Board played an active role in evaluating the progress counties have made in implementing educational programs originally identified through the 2004 strategic planning process. This included understanding educational progress that have been made, provide input for next steps with current educational programs, and suggest new efforts the county should consider in their strategic planning process.

**Methods.** During the spring 2007, each county held their county Leadership Advisory Board meeting. At this meeting, County Extension Agents shared 3-7 educational programs with the Leadership Advisory Board. The Leadership Advisory Board and the County Extension Agents then discussed the next steps with these programs. At the conclusion of the meeting the Leadership Advisory Board was asked if there were any new issues the county should consider addressing as well.

At the completion of the meeting, one County Extension Agent was asked to enter results into an online entry system. They were asked to provide the name of the issue they discussed with the Leadership Advisory Board, future direction with the issue and list all new issues that were suggested.

**Results.** A total of 1,296 issues were entered into the online system. This included 860 issues that County Extension Agents noted they are still addressing, 176 that have had sufficient programs to address the identified issue, and 260 new issues that were identified. This results in 1,120 issues currently being addressed in Texas Cooperative Extension in 2007 and 2008.

| <b>Issue Progress</b>                    | <b>Issue Total<sup>1</sup></b> |
|--|--------------------------------|
| On-going issue programs                  | 860                            |
| Completed issue programs                 | 176                            |
| New issues identified by the LAB in 2007 | 260                            |
| <b>TOTAL</b>                             | <b>1,296</b>                   |

<sup>1</sup>1,120 issues are currently being addressed in Texas Cooperative Extension in 2007 and 2008.

*On-going and completed issues.* This first section focuses on the issues County Extension Agents have said they have completed program efforts and the issues identified prior to 2007 that County Extension Agents are currently programming toward. A total of 1,036 issues are in this category. By region, this yields:

- 269 issues in the East
- 258 issues in the North
- 236 issues in the South
- 273 issues in the West

A further analysis categorized these 1,036 issues by base program area. The following table reveals the issues by program area.

| <b>Base Program</b>                       | <b>Example Issues</b>   | <b>Totals</b> |
|---|---|---------------|
| Ag & Natural Resources                    | Agricultural Commodity Profitability (Beef, Sheep, Goat, Cotton, Corn, Dairy), Water, New / Small Landowner, Biofuels, Gardening, Natural Resources, Wildlife | 360           |
| Family & Consumer Sciences                | Nutrition Education, Diabetes Education, Family Values, Financial Management, Food Safety, Passenger Safety   | 254           |
| 4-H & Youth Development                   | Overall 4-H Management, Childhood Obesity, Character Education, Adolescent Drug and Alcohol Use, Quality Counts, Youth Recreation                             | 212           |
| Community Resource & Economic Development | Emergency Management, Community Development, Tourism, Entrepreneurship, County Beautification   | 182           |
| Other                                     | Public Transportation, General Education  | 28            |
| <b>TOTAL</b>                              |   | <b>1,036</b>  |

County Extension Agents were also asked to provide the issue source for each of the 1,036 issues that were validated with the Leadership Advisory Board. They were able to select multiple sources. The sources that were provided include: Texas Community Futures Forum / Leadership Advisory Board, Planning Groups (including Program Area Committees, Youth Boards, Task Forces, etc), Specialists, Elected Officials, Commodity / Industry Groups, Federal / State Priority (Mandate), and other. The following table provides a breakdown of issue sources.

| <b>Base Program</b>                       | <b>Planning Groups<sup>1</sup></b> | <b>TCFF / LAB</b> | <b>Specialists</b> | <b>Elected Officials</b> | <b>Commodity / Industry Groups</b> | <b>Federal / State Priority</b> | <b>Other</b> |
|---|------------------------------------|-------------------|--------------------|--------------------------|------------------------------------|---------------------------------|--------------|
| Ag & Natural Resources                    | 260                                | 217               | 77                 | 59                       | 81                                 | 21                              | 32           |
| Family & Consumer Sciences                | 164                                | 140               | 62                 | 40                       | 4                                  | 70                              | 27           |
| 4-H & Youth Development                   | 140                                | 125               | 32                 | 30                       | 7                                  | 12                              | 26           |
| Community Resource & Economic Development | 76                                 | 141               | 11                 | 48                       | 14                                 | 14                              | 24           |
| Other                                     | 17                                 | 23                | 3                  | 5                        | 0                                  | 1                               | 0            |
| <b>TOTAL</b>                              | <b>657</b>                         | <b>646</b>        | <b>185</b>         | <b>182</b>               | <b>106</b>                         | <b>118</b>                      | <b>109</b>   |

<sup>1</sup>Planning groups include Program Area Committees, Youth Boards, Task Forces, and Coalitions.

The next four figures are included to reveal a graphical depiction of issue sources. Notice for Ag. & Natural Resources, Family & Consumer Sciences, and 4-H & Youth Development, the two most frequent sources are planning groups and Texas Community Futures Forum / Leadership Advisory Boards. Listed below are highlights related to issue sources:

- Planning groups comprise the highest category of issue sources for Ag. & Natural Resources, Family & Consumer Sciences, and 4-H & Youth Development
- 43.0% of Community Resource and Economic Development issues are generated from Texas Community Futures Forum / Leadership Advisory Boards.
- Commodity / Industry groups are a much more used issue source for Ag. & Natural Resources when compared to the other base program areas.
- 57.6% of Community Resource & Economic Development issues originate from Texas Community Futures Forum / Leadership Advisory Boards or elected officials.

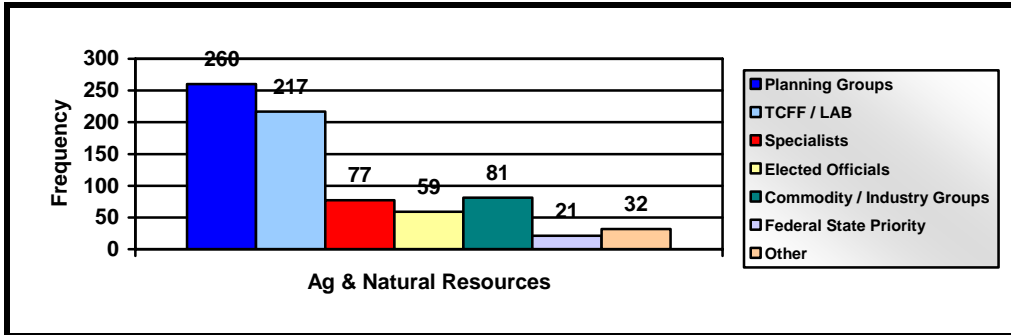


Figure 1. Issue sources for Ag. & Natural Resource Programs

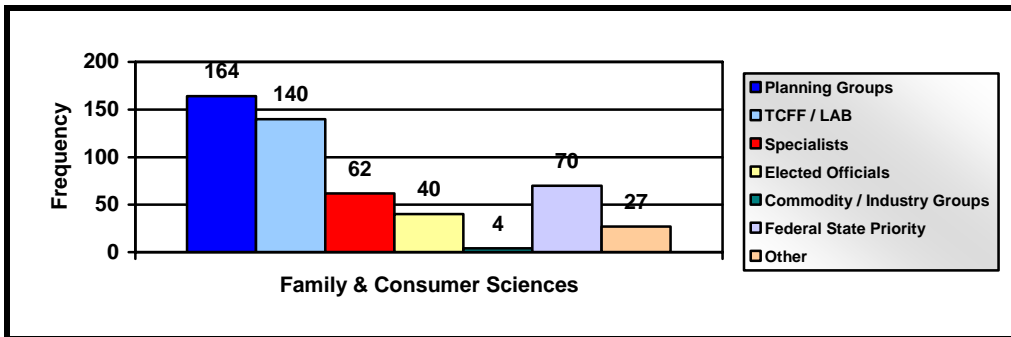


Figure 2. Issue sources for Family & Consumer Sciences Programs

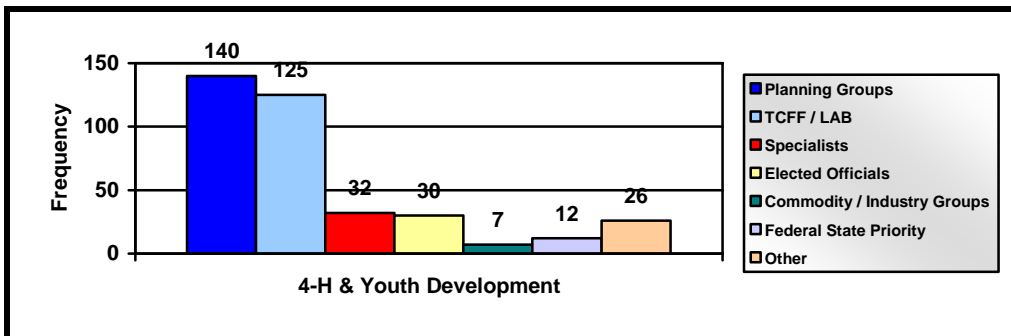


Figure 3. Issue sources for 4-H & Youth Development Programs

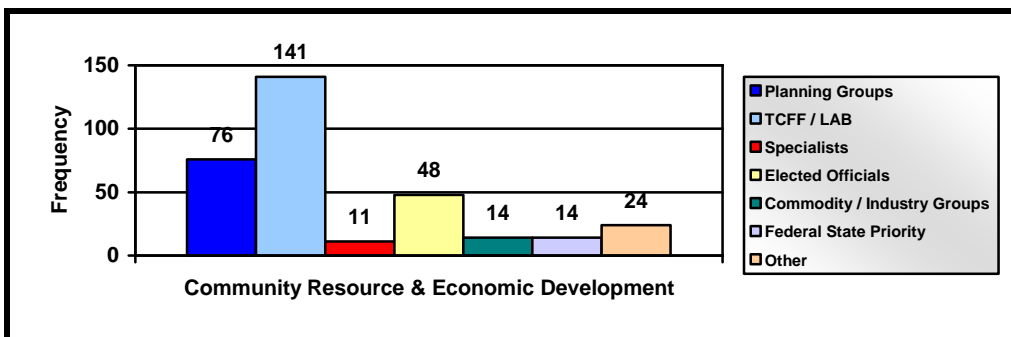


Figure 4. Issue sources for Community Resource & Economic Development Programs

***Major Categories of Ongoing Programs and New Issues Combined***

Listed below are the 21 most frequent educational issues and programs that were revealed during the 2007 Leadership Advisory Board Validation Process. More descriptions of the issues and programs are provided on the next pages. The issues were color coordinated by base program area (tan – Ag. & Natural Resources, pink – Family & Consumer Sciences, green – 4-H & Youth Development, and blue – Community Resource and Economic Development).

| <b>Major Issues and Programs</b>                 | <b>Ongoing Total</b> | <b>New Issues Total</b> | <b>TOTAL</b> |
|--|----------------------|-------------------------|--------------|
| <b>Water</b>                                     | <b>117</b>           | <b>35</b>               | <b>152</b>   |
| <b>General Community Development</b>             | <b>59</b>            | <b>13</b>               | <b>72</b>    |
| <b>Building / Sustaining the 4-H Program</b>     | <b>56</b>            | <b>5</b>                | <b>61</b>    |
| <b>Ag. Profitability and Sustainability</b>      | <b>42</b>            | <b>10</b>               | <b>52</b>    |
| <b>Beef and Forage</b>                           | <b>41</b>            | <b>5</b>                | <b>46</b>    |
| <b>Diabetes Education</b>                        | <b>42</b>            | <b>1</b>                | <b>43</b>    |
| <b>Natural Resources, Environment, Biofuels</b>  | <b>32</b>            | <b>20</b>               | <b>42</b>    |
| <b>Health and Wellness</b>                       | <b>37</b>            | <b>3</b>                | <b>40</b>    |
| <b>Wildlife</b>                                  | <b>30</b>            | <b>9</b>                | <b>39</b>    |
| <b>General Health Care</b>                       | <b>35</b>            | <b>3</b>                | <b>38</b>    |
| <b>Character Education</b>                       | <b>32</b>            | <b>6</b>                | <b>38</b>    |
| <b>Disaster / Emergency Management</b>           | <b>21</b>            | <b>15</b>               | <b>36</b>    |
| <b>New / Small Landowner Education</b>           | <b>24</b>            | <b>9</b>                | <b>33</b>    |
| <b>After School / Recreation</b>                 | <b>31</b>            | <b>2</b>                | <b>33</b>    |
| <b>General Nutrition</b>                         | <b>27</b>            | <b>3</b>                | <b>30</b>    |
| <b>Substance Abuse</b>                           | <b>23</b>            | <b>6</b>                | <b>29</b>    |
| <b>New Jobs / New Businesses</b>                 | <b>19</b>            | <b>5</b>                | <b>24</b>    |
| <b>Parenting and Families</b>                    | <b>19</b>            | <b>5</b>                | <b>24</b>    |
| <b>Youth Leadership</b>                          | <b>17</b>            | <b>2</b>                | <b>19</b>    |
| <b>Childhood Obesity</b>                         | <b>9</b>             | <b>10</b>               | <b>19</b>    |
| <b>Limited Income Family Nutrition Education</b> | <b>19</b>            | <b>0</b>                | <b>19</b>    |

### *Ongoing Programs – Statewide Summary*

County Extension Agents noted that 860 current educational programs are still being implemented. This section will provide a statewide and regional summary of the major programs currently being delivered.

| <b>Ag. &amp; Natural Resources</b>   | <b>Description</b>  | <b>Total</b> |
|--------------------------------------|---|--------------|
| Water                                | This includes general water issues related to quality, quantity, and conservation. This also includes home water use, crop irrigation, and water use during drought.    | 117          |
| Ag. Profitability and Sustainability | Descriptions and previous outcomes related to this topic further define it as the row crop production issue. This includes corn, cotton, wheat, and sorghum production. | 42           |
| Beef and Forage                      | This includes cow calf production, stocker cattle, and how to manage forages for beef cattle.   | 41           |
| Natural Resources & Environment      | This description includes conserving natural resources and safe use of pesticides.  | 32           |
| Wildlife                             | Wildlife includes white tailed deer management. Feral hog control is also noted under this category.  | 30           |
| New / Small Landowner Education      | This includes new and absentee landowners.  | 24           |

| <b>Family &amp; Consumer Sciences</b>     | <b>Description</b>   | <b>Total</b> |
|---|--|--------------|
| Diabetes Education                        | This includes the Do Well Be Well Program.   | 42           |
| Health and Wellness                       | This includes exercise, lifestyle changes and Walk Across Texas Programs.  | 37           |
| General Health Care                       | Several County Extension Agents noted affordability and health care options for this particular issue. This one could possibly be further broken down if needed. | 35           |
| General Nutrition                         | General Nutrition includes healthy eating and programs entitled “nutrition.”   | 27           |
| Limited Income Family Nutrition Education | This topic deals specifically with the BLT Program.  | 19           |
| Parenting and Families                    | Parenting and Families includes parenting skills, family values, and family communication.   | 19           |
| Food Safety                               | This includes food safety programs and Food Protection Management.   | 10           |

| <b>4-H &amp; Youth Development</b>    | <b>Description</b>   | <b>Total</b> |
|---------------------------------------|--|--------------|
| Building / Sustaining the 4-H Program | This topic is based on the fact that many counties are attempting to build their 4-H program. It includes club management, volunteer management, and club manager education. | 56           |
| Character Education                   | This includes Texans Building Character and Quality Counts.  | 32           |
| After School / Recreation             | Several counties noted that after school programs and recreational activities are programs they are implementing.  | 31           |
| Substance Abuse                       | Substance abuse includes tobacco, underage drinking and drugs.   | 23           |
| Youth Leadership                      | Youth leadership included development of traditional 4-H members and other county youth. This was also mentioned specifically with county youth boards.                      | 17           |
| Childhood Obesity                     | This included healthy eating and exercise programs specific to youth.  | 9            |

| <b>Community Resource &amp; Economic Development</b> | <b>Description</b>   | <b>Total</b> |
|--|--|--------------|
| General Community Development                        | Several County Extension Agents entered community development or economic development as an issue they are addressing. | 59           |
| Disaster / Emergency Management                      | This includes disaster preparedness and emergency management.  | 21           |
| New Jobs / New Businesses                            | This includes preparing young adults for local jobs and bringing in new businesses to communities.                     | 19           |
| County Beautification                                | This includes county cleanup projects and recycling.   | 7            |
| Adult Leadership                                     | Adult leadership seemed to focus on young adult, rural leadership.   | 7            |

***East Region - Ongoing Programs***

| <b>Base Program</b>                       | <b>Total</b> | <b>Specific Issues</b>  |
|---|--------------|---|
| Ag. & Natural Resources                   | 99           | Water (frequency of 23), Natural Resources and Environment (frequency of 16), Beef & Forage (frequency of 14), General Ag. Profitability (Sustainable Ag.) (frequency of 10), New / Small Landowner (frequency of 8), Wildlife (feral hog) (frequency of 7), Horticulture (Master Gardener) (frequency of 7), Landowner Rights (frequency of 5), Row Crop Production (frequency of 4), Alternative Fuels (frequency of 3). Several others received one vote.  |
| Family & Consumer Sciences                | 68           | Health and Wellness (including Walk Across Texas) (frequency of 17), Diabetes Education (including Do Well, Be Well) (frequency of 14), Nutrition Education for Limited Income Families (frequency of 6), General Nutrition (frequency of 5), General Health Care (frequency of 5), Parenting / Family (frequency of 5), Food Protection Management (frequency of 3), Financial Education (frequency of 3), Computer Programs for Senior Citizens (frequency of 2). Several others received one vote. |
| 4-H & Youth Development                   | 49           | Building / Sustaining the 4-H Program (including development of 4-H volunteer leaders (frequency of 17), Character Education (including Quality Counts) (frequency of 9), After School / Recreation, (frequency of 9), Drug and Alcohol Use (frequency of 6). Several others received one vote.   |
| Community Resource & Economic Development | 38           | General Community Development (frequency of 10), Managing Community Growth (Infrastructure) (frequency of 8), Disaster Preparedness / Emergency Management (frequency of 5), Traffic Growth (frequency of 2), Leadership (frequency of 2). Several others received one vote.  |

***North Region - Ongoing Programs***

| <b>Base Program</b>                       | <b>Total</b> | <b>Specific Issues</b>  |
|---|--------------|---|
| Ag. & Natural Resources                   | 67           | Water (including irrigation) (frequency of 32), General Ag. Profitability (frequency of 10), Beef and Forage (frequency of 9), Cotton Production (frequency of 9), Wildlife (frequency of 4), Wind Energy (frequency of 2), Small / New Landowner (frequency of 2). Several others received one vote.   |
| Family & Consumer Sciences                | 45           | General Nutrition (frequency of 8), General Health Care (frequency of 8), Diabetes Education (including Do Well, Be Well) (frequency of 7), Nutrition Education for Limited Income Families (frequency of 6), Health and Wellness (including Walk Across Texas) (frequency of 4), Financial Education (frequency of 2), Parenting / Family (frequency of 2), Child Care (frequency of 2), Housing (frequency of 2). Several others received one vote.                   |
| 4-H & Youth Development                   | 46           | After School / Recreation, (frequency of 12), Drug, Tobacco and Alcohol Use (frequency of 11), Building / Sustaining the 4-H Program (including development of 4-H volunteer leaders (frequency of 7), Childhood Obesity (frequency of 3), Youth Ag. Awareness (frequency of 3), Youth Leadership (frequency of 3), Higher Education Opportunities (frequency of 2), Character Education (including Quality Counts) (frequency of 2). Several others received one vote. |
| Community Resource & Economic Development | 38           | General Community Development (frequency of 15), Disaster Preparedness / Emergency Management (frequency of 5), New Jobs / Businesses (frequency of 5), Tourism (frequency of 4), County Beautification (frequency of 3). Several others received one vote.   |

***South Region - Ongoing Programs***

| <b>Base Program</b>                       | <b>Total</b> | <b>Specific Issues</b>   |
|---|--------------|--|
| Ag. & Natural Resources                   | 74           | Water (frequency of 26), General Ag. Profitability (Sustainable Ag.) (frequency of 11), Beef & Forage (frequency of 10), New / Small Landowner (frequency of 7), Natural Resources and Environment (frequency of 6), Wildlife (frequency of 3), Horticulture (Master Gardener) (frequency of 3), Rangeland and Brush Management (frequency of 2), Animal Issues Regarding Emergency Management (frequency of 2). Several others received one vote.   |
| Family & Consumer Sciences                | 64           | General Health Care (frequency of 14), Diabetes Education (including Do Well, Be Well) (frequency of 13), Health and Wellness (including Walk Across Texas) (frequency of 9), General Nutrition (frequency of 8), Parenting / Family (frequency of 7), Nutrition Education for Limited Income Families (frequency of 3), Financial Education (frequency of 2), Child Care (frequency of 2), Housing (frequency of 2), Food Safety (frequency of 2). Several others received one vote.                      |
| 4-H & Youth Development                   | 49           | Sustaining the 4-H Program (including development of 4-H volunteer leaders (frequency of 15), Character Education (including Quality Counts) (frequency of 10), Youth Leadership (frequency of 6), Higher Education Opportunities (frequency of 4), After School / Recreation (frequency of 3), Building / Childhood Obesity (frequency of 3), Youth Ag. Awareness (frequency of 3), School Enrichment (frequency of 2), Drug, Tobacco and Alcohol Use (frequency of 2). Several others received one vote. |
| Community Resource & Economic Development | 38           | General Community Development (frequency of 11), Disaster Preparedness / Emergency Management (frequency of 7), New Jobs / Businesses (frequency of 4), Entrepreneurship (frequency of 3), Leadership (frequency of 3), Recreation (frequency of 2), Culture and Arts (frequency of 2), and Property Tax (frequency of 2). Several others received one vote.   |

**West Region - Ongoing Programs**

| <b>Base Program</b>                       | <b>Total</b> | <b>Specific Issues</b>   |
|---|--------------|--|
| Ag. & Natural Resources                   | 102          | Water (frequency of 36), Wildlife (frequency of 15), General Ag. Profitability (Sustainable Ag.) (frequency of 11), Natural Resources and Environment (frequency of 10), Beef & Forage (frequency of 8), New / Small Landowner (frequency of 7), Rangeland and Brush Management (frequency of 7), Sheep and Goat Production (frequency of 3), Alternative Crops (frequency of 2). Several others received one vote.  |
| Family & Consumer Sciences                | 52           | Health Care Availability (frequency of 8), Diabetes Education (including Do Well, Be Well) (frequency of 8), Health and Wellness (including Walk Across Texas) (frequency of 7), General Nutrition (frequency of 6), Parenting / Family (frequency of 5), Nutrition Education for Limited Income Families (frequency of 4), Food Safety (frequency of 4), Child Care (frequency of 2), Elderly Care (frequency of 2). Several others received one vote.                  |
| 4-H & Youth Development                   | 57           | Sustaining the 4-H Program (including development of 4-H volunteer leaders (frequency of 17), Character Education (including Quality Counts) (frequency of 11), Youth Leadership (frequency of 8), After School / Recreation (frequency of 7), Drug, Tobacco and Alcohol Use (frequency of 4), Building / Childhood Obesity (frequency of 3), Higher Education Opportunities (frequency of 2), Youth Water Education (frequency of 2). Several others received one vote. |
| Community Resource & Economic Development | 51           | General Community Development (frequency of 23), New Jobs / Businesses (frequency of 10), County Beautification (frequency of 4), County Infrastructure (frequency of 4), Disaster Preparedness / Emergency Management (frequency of 3), Adult Leadership (frequency of 2), Community Harmony (frequency of 2), Nature Tourism (frequency of 2). Several others received one vote.   |

**Statewide - Newly Identified Issues**

| <b>Number of Issues</b> | <b>Category</b>                             | <b>Specific Issues</b>  |
|-------------------------|---|---|
| 49                      | Youth Educational Programs                  | Childhood obesity (frequency of 10), Character Education and Youth Ethics (frequency of 6), Drug Awareness and Prevention (frequency of 5), Recruitment of 4-H Members (frequency of 4), Youth/ Young Adult Career Preparation (frequency of 4), School Violence (frequency of 2), Agriculture Awareness in Youth (frequency of 2), Mentoring Programs (frequency of 2), Youth Opportunities (frequency of 2), Reaching Underserved Youth (frequency of 1), Kids of Divorced Parents (frequency of 1), Youth Financial Planning (frequency of 1), Teen Pregnancy (frequency of 1), Apprentice programs with local businesses (frequency of 1), Youth Boards (frequency of 1), Use of Computers (frequency of 1), Environmental Stewardship Education (frequency of 1), Increased Literacy of Parents (frequency of 1), Africanized Bees and Rattle Snakes (frequency of 1), Drinking and Driving (frequency of 1), Fathers Reading Every Day (FRED) (frequency of 1)  |
| 35                      | Water Conservation                          | Water Conservation (frequency of 13), Quality (frequency of 7), Quantity (frequency of 4), Issues (frequency of 3), Ground Water Rights (frequency of 3), Efficiency (frequency of 2), Quality of Well Water (frequency of 1), Housing- Water & Energy (frequency of 1), Protection of water (frequency of 1)   |
| 34                      | Production Agricultural Programs and Issues | New and Small Acreage Landowner Education (frequency of 7), New landowner Education (frequency of 2), Ag Laborer- Employment (frequency of 2), Production Agriculture (Livestock, crops, jobs) (frequency of 2), Production and Management (frequency of 2), Focus on Agricultural Education and Issues (frequency of 1), New business opportunities for new small agricultural ventures (frequency of 1), Goat Programming (frequency of 1), Agricultural Master Marketing Program (frequency of 1), Animal/Predator Control (frequency of 1), Fuel and Fertilizer Costs (frequency of 1), Cotton Ag Diversification (frequency of 1), Alternative Cropping Methods (frequency of 1), Dairy Issues (frequency of 1), Grass and Forage Production (frequency of 1), Beef Cattle Management (frequency of 1), Ag Appreciation (frequency of 1), Beef Quality Assurance (frequency of 1), By-Product Feed Stuffs (frequency of 1), Texas Fever Tick Causing Issues in South Texas Ag (frequency of 1), Agricultural Profitability (frequency of 1), Horse Care & Production (frequency of 1), Range Management (frequency of 1), Use of 2-4-D in Hays County (frequency of 1)   |
| 32                      | Economic and Community Development          | Economic and Community Development (frequency of 9), Workforce Training and Job Opportunities (frequency of 4), Community Beautification (frequency of 3), Better relationships with rural/ urban areas (frequency of 2), Community Integration (frequency of 2), Continue Community Improvements (frequency of 2), Affordable housing (frequency of 2), Community Services (frequency of 1), Community Cooperation (frequency of 1), Bringing in new businesses (frequency of 1), Community Storm shelter mapping (frequency of 1), Restoration (frequency of 1), Neighborhood Security (frequency of 1), Community Activities (frequency of 1), County Zoning (frequency of 1), Property Tax Reform (frequency of 1), Tax Reform (frequency of 1), Community Outreach in Science, Health and Agriculture (frequency of 1), Graffiti Cleanup (frequency of 1), Increased Urbanization (frequency of 1), Land Fragmentation (frequency of 1), Informing New Residents to Bandera County of all the Clubs, and Service Organizations that are Available (frequency of 1), Land Use Changes (frequency of 1), Rapid Community Growth (frequency of 1), Small Business Management (frequency of 1), Eco Tourism (frequency of 1) |
| 16                      | Health and Nutrition Education              | Health Awareness and Nutrition Education (frequency of 3), Obesity Prevention (frequency of 2), Food Protection Management (frequency of 1), Healthy Lifestyles as a Preservative Measure (frequency of 1) Tobacco Use Prevention (frequency of 1), Increased Parental Involvement (frequency of 1), Diabetes Education (frequency of 1), Cooking and Sewing Programs for Low Income and Young Mothers (frequency of 1), Food Protection Management (frequency of 1), Healthy Lifestyles as a Preservative Measure (frequency of 1) Food Protection Management (frequency of 1), Building Family Life Skills (frequency of 1), Children Growing up to Fast (frequency of 1)   |
| 15                      | Emergency Management                        | Emergency Preparedness (frequency of 3), Disaster Preparedness (frequency of 3), West Nile Virus Education (frequency of 2), Emergency Management/ Disaster Preparedness (frequency of 2), Emergency Management Animal Issues- Volunteer Development (frequency of 2), Foreign and Emerging Animal Disease (frequency of 1),  |

|    |  |  |
|----|--|--|
|    |  | Emergency Evacuations During Natural Disasters (frequency of 1), First Aid/ CPR/ Emergency Preparedness (frequency of 1)   |
| 13 | Alternative Energy Sources                   | Wind Energy Development (frequency of 5), Alternative Energy Education and Development (frequency of 3), Biofuels (frequency of 2), Uranium Issue (frequency of 1), Green Energy (frequency of 1), Ethanol (frequency of 1), Energy (frequency of 1)   |
| 12 | Elderly Education                            | Elderly Care and Concerns (frequency of 4), Estate Planning (frequency of 3), Affordable Health Care and Care Giving (frequency of 3), Elderly Independence (frequency of 2)   |
| 11 | Wildlife and Natural Resources Management    | Feral Hog Control (frequency of 4), Wildlife Management and Production (frequency of 2), Hunting Leases (frequency of 1), Hunting as a second income (frequency of 1), Natural Resources Management (frequency of 1), Sound Development with Natural Resources in Mind (frequency of 1), Nature Education (frequency of 1) |
| 6  | Programs Focusing on Underrepresented Groups | Minority Participation (frequency of 2), Diversity (frequency of 1), Build on Existing Issues: Try to reach under-served audiences in our Community (frequency of 1), Spanish/ Hispanic Home Makers Programs (frequency of 1), Expansion of Minority Education Efforts (frequency of 1)                                    |
| 5  | Oil and Gas Issues                           | Oil and Gas Leasing Program (frequency of 3 ), Mineral Rights (frequency of 1 ), Changes to the Oil and Gas Industry (frequency of 1)  |
| 5  | Computer and Technology Education            | Computer and Technology Education (frequency of 2), Scam Prevention (Internet, mail, phone, door-to-door) (frequency of 1), Identification Theft Prevention (frequency of 1), Education through online (courses/email/websites/etc.) (frequency of 1)  |
| 5  | Landscaping and Gardening                    | Master Gardener Program (frequency of 2), Lawns and Gardens (frequency of 2), Landscape Design for Homeowners (frequency of 1)   |
| 4  | Food Safety                                  | Food Safety (frequency of 2), Food Safety For Vegetable Handlers (frequency of 1), Food Protection Management (frequency of 1),  |
| 4  | Financial Education                          | Financial Management and Budgeting(frequency of 2), Debt Education (frequency of 1), Money Management (frequency of 1)   |
| 3  | Volunteerism                                 | Volunteer Recruitment (frequency of 3)   |
| 3  | Marketing of Extension Programs              | Marketing of Extension Programs (frequency of 2), Extension Program Advocacy (frequency of 1)  |
| 2  | Personal Rights                              | Personal Property Rights (frequency of 2)  |

*The following issues received one vote:* Self Defense Class, Recycling Program, New Extension Office Facility, Parliamentary Procedure Training, School Districts IPM Pesticide Training, Improvements to Tule Lake Recreation Area and develop trails at Tule Creek Golf Course, and Recycling Education and Accessibility.

**East Region - Newly Identified Issues**

| Number of Issues | Category  | Specific Issues   |
|------------------|---|---|
| 11               | Youth Educational Programs                          | Drug abuse (frequency of 2), Childhood obesity (frequency of 2), Recruitment of 4-H Members (frequency of 2), Violence (frequency of 1), Reaching Underserved Youth (frequency of 1), Kids of Divorced Parents (frequency of 1), Youth/ Young Adult Career Preparation (frequency of 1), Agriculture Awareness in Youth (frequency of 1)  |
| 9                | Water Conservation                                  | Quantity (frequency of 4), Issues (frequency of 3), Quality (frequency of 2)  |
| 9                | Production Agricultural Issues                      | Small Acreage Issues-Best Practices of Land Stewardship (frequency of 2), Focus on Agricultural Education and Issues (frequency of 1), Wildlife Management and Production (frequency of 1), New business opportunities for new small agricultural ventures(frequency of 1), Goat Programming (frequency of 1), Agricultural Master Marketing Program (frequency of 1), Animal/Predator Control (frequency of 1), Fuel and Fertilizer Costs (frequency of 1) |
| 5                | Oil and Gas issues                                  | Oil and Gas Leasing Program (frequency of 2 ), Mineral Rights (frequency of 1 ), Changes to the Oil and Gas Industry (frequency of 1), Alternative Fuel Sources (frequency of 1)  |
| 4                | Economic and Community Development                  | Better relationships with rural/ urban areas (frequency of 1), Economic and Community Development (frequency of 1), Community Integration (frequency of 1), Community Services (frequency of 1)   |
| 4                | Elderly Education                                   | Estate Planning (frequency of 2), Medicare Changes (frequency of 1), Elderly Care and Concerns (frequency of 1)   |
| 3                | Health and Nutrition Education for Youth and Adults | Health Awareness and Nutrition Education (frequency of 3)   |
| 3                | Computer and Technology Education                   | Scam Prevention (Internet, mail, phone, door-to-door) (frequency of 1), Identification Theft Prevention (frequency of 1), Computer and Technology Education (frequency of 1)  |
| 3                | Gardening   | Landscape Design for Homeowners (frequency of 1), Master Gardener Program (frequency of 2)  |
| 2                | Continuing Family Education                         | Building Family Life Skills (frequency of 1), Children Growing up to Fast (frequency of 1)  |
| 2                | Emergency Management Education                      | Emergency Preparedness (frequency of 1), Disaster Preparedness (frequency of 1)   |
| 2                | Programs Focusing on Underrepresented Groups        | Build on Existing Issues: Try to reach under-served audiences in our Community (frequency of 1), Spanish/ Hispanic Home Makers Programs (frequency of 1)  |

*The following issues received one vote:* Self Defense Class, Recycling Program, New Extension Office Facility, Financial Management and Budgeting, Parliamentary Procedure Training, Volunteer Recruitment, and School Districts IPM Pesticide Training

***North Region - Newly Identified Issues***

| <b>Number of Issues</b> | <b>Category</b>                                   | <b>Specific Issues</b>   |
|-------------------------|---|--|
| 17                      | Economics and Community Development               | Community Development/Tourism (frequency of 5), Community Beautification (frequency of 3), Continue Community Improvements (frequency of 1), Community Cooperation (frequency of 1), Bringing in new businesses (frequency of 1), Improvements within community (frequency of 1), Affordable housing (frequency of 1), Community Storm shelter mapping (frequency of 1), Restoration (frequency of 1), Neighborhood Security (frequency of 1), Community Activities (frequency of 1) |
| 11                      | Production Agricultural Programs                  | Cotton Production and Management (frequency of 2), Ag Diversification (frequency of 1), Alternative Cropping Methods (frequency of 1), Dairy Issues (frequency of 1), Grass and Forage Production (frequency of 1), Beef Cattle Management (frequency of 1), Ag Appreciation (frequency of 1), Beef Quality Assurance (frequency of 1), By-Product Feed Stuffs (frequency of 1), Ag Laborer- Employment (frequency of 1)   |
| 10                      | Youth Educational Programs                        | Character Education (frequency of 2), Youth Financial Planning (frequency of 1), Job and Personal Skills Development (frequency of 1), Teen Pregnancy (frequency of 1), Mentoring Programs (frequency of 1), Increase 4-H Participation (frequency of 1), Drug/ Alcohol Awareness (frequency of 1), Apprentice programs with local businesses (frequency of 1), Youth Opportunities (frequency of 1)   |
| 8                       | Water Conservation                                | Quality (frequency of 1), Water Conservation (frequency of 5), Efficiency (frequency of 1), Ground Water Rights (frequency of 1),  |
| 7                       | Obesity In Youth and Adults                       | Specifically childhood obesity (frequency of 5), Obesity Prevention (frequency of 2)   |
| 5                       | Alternative Energy Sources                        | Wind Energy (frequency of 4), Biofuels (frequency of 1)  |
| 4                       | Emergency Management Education                    | Emergency Management Education (frequency of 2), Disaster Preparedness (frequency of 1) Foreign and Emerging Animal Disease (frequency of 1)   |
| 4                       | Elderly Education                                 | Elderly Independence (frequency of 2), Elderly Care Concerns and Issues (frequency of 1), Estate Planning (frequency of 1)   |
| 3                       | Personal Rights and Maintaining a Safe Identity   | Personal Property Rights (frequency of 1), Safe Computer Usage (frequency of 1)  |
| 3                       | Wildlife  | Feral Hog Control (frequency of 2), Hunting Leases (frequency of 1)  |
| 2                       | Proper Techniques Dealing With Lawn and Gardening | Lawns and Gardens (frequency of 2)   |
| 2                       | Minority Participation in Education               | Minority Participation (frequency of 1), Expansion of Minority Education Efforts (frequency of 1)  |
| 2                       | Volunteerism                                      | Volunteerism (frequency of 2)  |

*The following issues received one vote:* Improvements to Tule Lake Recreation Area and develop trails at Tule Creek Golf Course, Money Management, Tobacco Use Prevention, and Increased Parental Involvement.

**South Region - Newly Identified Issues**

| Number of Issues | Category                                       | Specific Issues  |
|------------------|--|--|
| 11               | Youth Educational Programs                     | Job Preparedness- Youth (frequency of 2), Childhood Obesity (frequency of 2), School Violence (frequency of 1), Youth Mentoring (frequency of 1), Youth Boards (frequency of 1), Character Education (frequency of 1), Use of Computers (frequency of 1), Environmental Stewardship Education (frequency of 1), Increased Literacy of Parents (frequency of 1)   |
| 10               | Economic and Community Development             | County Zoning (frequency of 1), Community Development (frequency of 1), Economic Development (frequency of 1), Property Tax Reform (frequency of 1), Job Training (frequency of 1), Tax Reform (frequency of 1), Community Outreach in Science, Health and Agriculture (frequency of 1), Graffiti Cleanup (frequency of 1), Increased Urbanization (frequency of 1), Land Fragmentation (frequency of 1), Diversity (frequency of 1) |
| 7                | Emergency Management Education                 | West Nile Virus Education (frequency of 2), Emergency Management/ Disaster Preparedness (frequency of 2), Emergency Management Animal Issues- Volunteer Development (frequency of 1), Emergency Evacuations During Natural Disasters (frequency of 1), Animal Issues Committee (frequency of 1)  |
| 6                | Water Conservation                             | Water Quality and Conservation (frequency of 2), Quality of Well Water (frequency of 1), Housing- Water & Energy (frequency of 1), Protection of water (frequency of 1), Water Legislation (frequency of 1)  |
| 6                | Production Agricultural Programs               | New landowner Education (frequency of 2), Small Landowner Agriculture Production (frequency of 1), Texas Fever Tick Causing Issues in South Texas Ag (frequency of 1), Agricultural Profitability (frequency of 1), Farm Labor (frequency of 1)  |
| 5                | Marketing of Extension Programs                | Marketing of Extension Programs (frequency of 2), Education through online (courses/email/websites/etc.) (frequency of 1), Extension Program Advocacy (frequency of 1), Minority Audiences (frequency of 1)  |
| 4                | Food Safety                                    | Food Safety (frequency of 2), Food Safety For Vegetable Handlers (frequency of 1), Food Protection Management (frequency of 1),  |
| 3                | Alternative Fuel Sources                       | Uranium Issue (frequency of 1), Green Energy (frequency of 1), Ethanol (frequency of 1)  |
| 3                | Health Education                               | Diabetes Education (frequency of 1), Cooking and Sewing Programs for Low Income and Young Mothers (frequency of 1), Making Healthy Choices (frequency of 1)  |
| 3                | Access to Healthcare and Caregiving to Elderly | Access to Health Care and Care giving (frequency of 1), Affordable Health Care (frequency of 1), Improving the Quality of Life in Senior Adults (frequency of 1)   |
| 2                | Feral Hog Control                              | Feral Hog Control (frequency of 2)   |

*The following issues received one vote:* Recycling Education and Accessibility, Oil and Gas Leasing Information, and Property Rights.

**West Region - Newly Identified Issues**

| Number of Issues | Category   | Specific Issues   |
|------------------|--|---|
| 12               | Youth Educational Programs                         | Drug Awareness and Prevention (frequency of 2), Character Education and Youth Ethics (frequency of 2), Agricultural Education in the Classroom as a curriculum enrichment (frequency of 1), Youth Activities and Parental Involvement (frequency of 1), Africanized Bees and Rattle Snakes (frequency of 1), Drinking and Driving (frequency of 1), Childhood Obesity (frequency of 1), 4-H Promotion (frequency of 1), Quality Counts (frequency of 1), Fathers Reading Every Day (FRED) (frequency of 1)                                  |
| 12               | Economic and Community Development                 | Workforce Training and Job Opportunities (frequency of 3), Informing New Residents to Bandera County of all the Clubs, and Service Organizations that are Available (frequency of 1), County-wide Community Interaction-create Harmony Amongst Communities (frequency of 1), Land Use Changes (frequency of 1), Rapid Community Growth (frequency of 1), Community Development (frequency of 1), Urban/Rural Education (frequency of 1), Small Business Management (frequency of 1), Housing (frequency of 1), Eco Tourism (frequency of 1) |
| 10               | Agricultural Production                            | New and Small Acreage Landowner Education (frequency of 4), Production Agriculture (Livestock, crops, jobs) (frequency of 2), Horse Care & Production (frequency of 1), Range Management (frequency of 1), Use of 2-4-D in Hays County (frequency of 1), Sound Development with Natural Resources in Mind (frequency of 1)  |
| 7                | Alternative Energy Sources and Energy Conservation | Alternative Energy Education and Development (frequency of 2), Energy Conservation in Communities (frequency of 2), Energy (frequency of 1), Wind Energy Development (frequency of 1), Bioenergy (frequency of 1),  |
| 4                | Water Conservation                                 | Water Conservation and Usage (frequency of 3), Quality (frequency of 1),  |
| 3                | Wildlife and Natural Resources Management          | Hunting as a second income (frequency of 1), Wildlife Management (frequency of 1), Natural Resources Management (frequency of 1)  |
| 2                | Emergency Management Education                     | Disaster Preparedness (frequency of 1), First Aid/ CPR/ Emergency Preparedness (frequency of 1),  |
| 2                | Financial Education                                | Debt Education (frequency of 1), Parenting and Financial Education (frequency of 1)   |
| 2                | Health   | Food Protection Management (frequency of 1), Healthy Lifestyles as a Preservative Measure (frequency of 1)  |

*The following issues received one vote: Elderly, and Nature Education.*

**Statewide – Completed Program Efforts**

| Number of Issues | Category                           | Specific Issues   |
|------------------|------------------------------------|---|
| 42               | Economic and Community Development | Public Transportation (frequency of 4), Economic Development and Diversification (frequency of 3), Visitors, and Potential Residents (frequency of 2), Recruit New Businesses (frequency of 2), Community Improvement (frequency of 2), Housing (frequency of 2), Community Development (frequency of 2), County Pride (frequency of 1), Secure Grants for Needed Programming and Create County-Wide Data Base (frequency of 1), Increase funding to Extension Office in Robertson County (frequency of 1), Emergency Services (frequency of 1), Having a More Transparent County Government (frequency of 1), Liquor Sales in County (frequency of 1), Small Acreage Landowners (frequency of 1), Recreational Facilities (frequency of 1), Employment (frequency of 1), Proper Screening/Interview Techniques for Employers (frequency of 1), Develop a Plan to Market Identified County Resources to Current Residents (frequency of 1), Beautify Breckenridge (frequency of 1), Economy (frequency of 1), Improve/ Maintain Formal Education (frequency of 1), County Multipurpose Building (frequency of 1)  |
| 32               | Youth Educational Programs         | Youth Development and Activities (frequency of 4), 4-H Expansion (frequency of 3), Youth Agriculture Awareness & Literacy (frequency of 3), Quality Counts (Youth Livestock Ethics) (frequency of 2), Childhood Obesity (frequency of 2), , Character Education (frequency of 2), School Enrichment (frequency of 1), Children and Youth Services (frequency of 1), Agricultural Youth Safety (frequency of 1), Mentor Program at the Henrietta Elementary School (frequency of 1), Tobacco Use Among Youth (frequency of 1), School (frequency of 1), Youth Career Development (frequency of 1 Increase Youth Knowledge About Selection and Ethics Involved with the Local and State Stock Shows (frequency of 1), Child Passenger Safety (frequency of 1), Youth Technical Education (frequency of 1), 4-H Individual Long Range Plan (frequency of 1), Youth Financial Planning for Higher Education Cost (frequency of 1), Youth Need Positive Role Models and Increased Opportunities for Positive Activities and Volunteerism (frequency of 1), Multi-generational Program of Senior 4-H Members with Senior Citizens (frequency of 1), NEFE High School Financial Management (frequency of 1), Education of Youth and Adults (frequency of 1), Health and Safety of Rural Youth – Curriculums for Rural Youth (frequency of 1) |
| 20               | Agricultural Production Education  | Beef Cattle Management (frequency of 2), Absentee Land Owners (frequency of 1), Cotton IPM (frequency of 1), Beef and Forage Outcome Programs (frequency of 1), Agriculture Production (frequency of 1), Agriculture Issues (frequency of 1), New/Small Landowners (frequency of 1), Agriculture Diversification (frequency of 1), Cotton (frequency of 1), Bt Cotton Ban in Area (frequency of 1), Alternative Crop Markets (frequency of 1), Plant Disease (frequency of 1), Insect Control (frequency of 1) National Animal Identification System (frequency of 1), Ag-Based Programs (frequency of 1), Agriculture Resource Management System (frequency of 1), Ag Literacy (frequency of 1), Ag Sustainability (frequency of 1), Ag Profitability (frequency of 1)   |
| 20               | Health and Nutrition               | Diabetes (frequency of 3), Health and Wellness (frequency of 3), Education (frequency of 3), Food Stamp Nutrition Education (frequency of 2), Better Living for Texans (frequency of 2), Increase Awareness and Programs to Prevent Violence (frequency of 1), Do Well Be Well- Nutrition and Wellness (frequency of 1), Life Skills- Educational Opportunities for Adults (frequency of 1), Substance Abuse Prevention (frequency of 1), Drugs and Alcohol (frequency of 1), Tobacco Awareness (frequency of 1), Expand community Education Programs that Promote Healthy Lifestyle Choices (frequency of 1)   |
| 14               | Water Conservation                 | Water Conservation- Quality/ Quantity (frequency of 4), Water Use and Conservation (frequency of 3), Water Conservation (frequency of 1 ), Groundwater Issues (frequency of 1), Water (frequency of 1), Well Water, Establishing a County Water Board (frequency of 1), Air and Water Quality (frequency of 1), Drought Recovery Strategies: Water Impact (frequency of 1), In Home Water Conservation (frequency of 1)   |

|    |   |   |
|----|---|---|
| 10 | Wildlife and Natural Resources Management | Environmental Stewardship (frequency of 2), Natural Resource Education and Protection (frequency of 2), Wildlife Enterprising (frequency of 1), Range Restoration (frequency of 1), Recreation/Wildlife (frequency of 1), Wildlife Income (frequency of 1), Wildlife Management (frequency of 1), Provide Environmental Issues (frequency of 1) |
| 6  | Elderly Education and Assistance          | Elderly Services and Assistance (frequency of 2), Senior Citizens' Programming, Information, and Activities (frequency of 1), Intermediate Computer Workshop for Senior Citizens (frequency of 1) Assisted Living Facility (frequency of 1), Independence of the Elderly (frequency of 1)   |
| 4  | Healthcare                                | Health Care (frequency of 2), Sustaining Healthcare Services (frequency of 1), Complete Health Care Facilities (frequency of 1), Master of Memory- Healthcare Resource & Development (frequency of 1), Improved Medical Care and Facilities   |
| 3  | Emergency Management Education            | Disaster Preparedness (frequency of 1), Emergency Response Teams- Upkeep of Fire Departments and Ambulances (frequency of 1), Animal Emergency Preparedness (frequency of 1)  |
| 3  | Master Gardener Volunteer Program         | Master Gardener (frequency of 2), Home Horticulture (Volunteerism) (frequency of 1)   |
| 3  | Strengthen Formal Education               | Education- Provide Programs to Support in Preparing Youth for the Future & Modify Negative Behavior (frequency of 2), Inadequate Education (Reduce drop-out rate, expand technical/ vocational training, improve teacher training & recruitment) (frequency of 1)   |
| 2  | Oil and Gas Issues                        | Oil and Gas Leases (frequency of 1), Negotiating Oil and Gas Leases in Texas (frequency of 1)   |
| 2  | Horticulture                              | Horticulture issues (frequency of 1), Education and CEU sources for pesticide and herbicide programs (frequency of 1)   |

*The following issues received one vote:* Biofuels, Development and Processing, Interpretation of County Extension Agents Job Requirements and the Impact Agents are Having in Freestone County, Nuisance Abatement, Increase in Hispanic Involvement, Water Borne-boat Trips, Building Strong Families, and Rising Drug Use in Rural Areas.

***East – Completed Program Efforts***

| <b>Number of Issues</b> | <b>Category</b>                                   | <b>Specific Issues</b>  |
|-------------------------|---|---|
| 9                       | Economic and Community Development                | County Pride (frequency of 1), Secure Grants for Needed Programming and Create County-Wide Data Base (frequency of 1), Traffic Congestion (frequency of 1), Increase funding to Extension Office in Robertson County (frequency of 1), Community Development (frequency of 1), Emergency Services (frequency of 1), Improved County Roads (frequency of 1), Having a More Transparent County Government (frequency of 1), Liquor Sales in County (frequency of 1) |
| 7                       | Production Agricultural Programs                  | Absentee Land Owners (frequency of 1), Cotton IPM (frequency of 1), Beef Cattle Management (frequency of 1), Beef and Forage Outcome Programs (frequency of 1), Agriculture Production (frequency of 1), Agriculture Issues (frequency of 1), New/Small Landowners (frequency of 1)   |
| 7                       | Health and Nutrition Education                    | Diabetes Series (frequency of 2), Health and Wellness (frequency of 2), Increase Awareness and Programs to Prevent Violence (frequency of 1), Do Well Be Well- Nutrition and Wellness (frequency of 1), Life Skills- Educational Opportunities for Adults (frequency of 1)  |
| 6                       | Youth Educational Programs                        | Youth Development (frequency of 2), 4-H Outdoor Education Programs (frequency of 1), School Enrichment (frequency of 1), Children and Youth Services (frequency of 1), Quality Counts (Youth Livestock Ethics) (frequency of 1), Increase Awareness of Available Youth Programs (frequency of 1)  |
| 4                       | Water Conservation                                | Environment (Water/availability, Quality, Regulation) (frequency of 1), Water Conservation (frequency of 1), Groundwater Issues (frequency of 1), Water (frequency of 1)  |
| 3                       | Master Gardener Program                           | Master Gardener (frequency of 2), Home Horticulture (Volunteerism) (frequency of 1)   |
| 3                       | Natural Resources and Alternative Fuels Education | Biofuels, Development and Processing (frequency of 1), Natural Resource Education (frequency of 1), Environmental Issues (frequency of 1)   |
| 2                       | Horticulture                                      | Horticulture issues (frequency of 1), Education and CEU sources for pesticide and herbicide programs (frequency of 1)   |
| 2                       | Oil and Gas Issues                                | Oil and Gas Leases (frequency of 1), Negotiating Oil and Gas Leases in Texas (frequency of 1)   |
| 2                       | Elderly Education                                 | Senior Citizens' Programming, Information, and Activities (frequency of 1), Intermediate Computer Workshop for Senior Citizens(frequency of 1)  |

*The following issues received one vote:* Interpretation of County Extension Agents Job Requirements and the Impact Agents are Having in Freestone County, and Nuisance Abatement.

***North – Completed Program Efforts***

| <b>Number of Issues</b> | <b>Category</b>                                  | <b>Specific Issues</b>  |
|-------------------------|--|---|
| 15                      | Economic and Community Development               | Economic Development (frequency of 2), Visitors, and Potential Residents (frequency of 2), Recruit New Businesses (frequency of 2), Small Acreage Landowners (frequency of 1), Recreational Facilities (frequency of 1), City Improvement (frequency of 1), Community Improvement (frequency of 1), Employment (frequency of 1), Proper Screening/Interview Techniques for Employers (frequency of 1), Develop a Plan to Market Identified County Resources to Current Residents (frequency of 1), Affordable, Quality Housing (frequency of 1), Beautify Breckenridge (frequency of 1) |
| 10                      | Youth Educational Programs                       | Youth Agriculture Awareness & Literacy (frequency of 1), Agricultural Youth Safety (frequency of 1), Mentor Program at the Henrietta Elementary School (frequency of 1), Childhood Over Weight (frequency of 1), Life Skills Development in Youth (frequency of 1), Tobacco Use Among Youth (frequency of 1), School (frequency of 1), Youth Career Development (frequency of 1), Youth Development and Activities (frequency of 1), 4-H Expansion (frequency of 1)   |
| 9                       | Health and Nutrition                             | Education (frequency of 3), Food Stamp Nutrition Education (frequency of 2), Better Living for Texans (frequency of 1), Substance Abuse Prevention (frequency of 1), Drugs and Alcohol (frequency of 1), Diabetes Tobacco Awareness (frequency of 1)  |
| 6                       | Agricultural Production Education                | Agriculture Diversification (frequency of 1), Cotton (frequency of 1), Bt Cotton Ban in Area (frequency of 1), Alternative Crop Markets (frequency of 1), Plant Disease (frequency of 1), Insect Control (frequency of 1)   |
| 4                       | Elderly Assistance                               | Elderly Services and Assistance (frequency of 2), Assisted Living Facility (frequency of 1), Independence of the Elderly (frequency of 1),  |
| 3                       | Healthcare Services                              | Sustaining Healthcare Services (frequency of 1), Complete Health Care Facilities (frequency of 1), Health Care (frequency of 1)   |
| 2                       | Water Conservation and Environmental Stewardship | Environmental Stewardship (frequency of 1), Water Conservation- Quality/Quantity (frequency of 1)   |
| 2                       | Emergency Management Education                   | Disaster Preparedness (frequency of 1), Emergency Response Teams- Upkeep of Fire Departments and Ambulances (frequency of 1)  |

*The following issue received one vote: Increase in Hispanic Involvement.*

***South – Completed Program Efforts***

| Number of Issues | Category                                 | Specific Issues   |
|------------------|--|---|
| 9                | Youth Educational Programs               | Character Education (frequency of 2), Quality Counts (frequency of 1), 4-H Livestock Projects (frequency of 1), Increase Youth Knowledge About Selection and Ethics Involved with the Local and State Stock Shows (frequency of 1), Child Passenger Safety (frequency of 1), Youth Technical Education (frequency of 1), 4-H Individual Long Range Plan (frequency of 1), Youth Financial Planning for Higher Education Cost (frequency of 1) |
| 7                | Economic and Community Development       | Public Transportation (frequency of 2), Economy (frequency of 1), Economic Development and Diversification (frequency of 1), Housing (frequency of 1), Improve/ Maintain Formal Education (frequency of 1), County Multipurpose Building (frequency of 1)   |
| 6                | Water Conservation and Natural Resources | Environment (frequency of 1), Well Water, Establishing a County Water Board (frequency of 1), Provide Natural Resource Education and Protection (frequency of 1), Air and Water Quality (frequency of 1), Drought Recovery Strategies: Water Impact (frequency of 1), In Home Water Conservation (frequency of 1)   |
| 4                | Agricultural Production Education        | Beef Cattle Risk Management (frequency of 1), National Animal Identification System (frequency of 1), Ag-Based Programs (frequency of 1), Agriculture Resource Management System (frequency of 1)   |
| 3                | Health and Nutrition                     | Diabetes Education (frequency of 1), Health (frequency of 1), Better Living for Texans (frequency of 1)   |
| 2                | Strengthen Formal Education              | Education- Provide Programs to Support in Preparing Youth for the Future & Modify Negative Behavior (frequency of 1), Inadequate Education (Reduce drop-out rate, expand technical/ vocational training, improve teacher training & recruitment) (frequency of 1)   |

*The following issues received one vote:* Healthcare, and Water Borne-boat trips.

***West– Completed Program Efforts***

| <b>Number of Issues</b> | <b>Category</b>                           | <b>Specific Issues</b>  |
|-------------------------|---|---|
| 11                      | Economic and Community Development        | Community and Economic Development (frequency of 4), Jobs and Economic Growth (frequency of 2), Resources (frequency of 1), Housing (frequency of 1), Community Development- taxation/Ag exemptions, rural theft prevention (frequency of 1), Infrastructure Development (frequency of 1), Howard County Beautification (frequency of 1)  |
| 7                       | Youth Educational Programs                | Youth Education- Agricultural Awareness(frequency of 1), Obesity in Youth and Adults (frequency of 1), Youth Need Positive Role Models and Increased Opportunities for Positive Activities and Volunteerism (frequency of 1), Multi-generational Program of Senior 4-H Members with Senior Citizens (frequency of 1), NEFE High School Financial Management (frequency of 1), Education of Youth and Adults (frequency of 1), Health and Safety of Rural Youth – Curriculums for Rural Youth (frequency of 1) |
| 5                       | Water Conservation                        | Water Use and Conservation (frequency of 3), Water Conservation (frequency of 2)  |
| 5                       | Wildlife and Natural Resources Management | Wildlife Enterprising (frequency of 1), Range Restoration (frequency of 1), Recreation/Wildlife (frequency of 1), Wildlife Income (frequency of 1), Wildlife Management (frequency of 1)  |
| 3                       | Agricultural Production Education         | Ag Literacy (frequency of 1), Ag Sustainability (frequency of 1), Ag Profitability (frequency of 1)   |
| 3                       | Health and Healthcare                     | Expand community Education Programs that Promote Healthy Lifestyle Choices (frequency of 1), Master of Memory- Healthcare Resource & Development (frequency of 1), Improved Medical Care and Facilities   |

*The following issue received one vote:* Animal Emergency Preparedness, Educational Development, Building Strong Families, and Rising Drug Use in Rural Areas.